

**ILLINOIS STATE BOARD OF EDUCATION**  
School Business Services Division

**Accounting Basis:**

Cash  
 Accrual

**SCHOOL DISTRICT BUDGET FORM \***  
**July 1, 2015 - June 30, 2016**

Balanced budget, no deficit  
reduction plan is required.

**Date of Amended Budget:** \_\_\_\_\_  
(MM/DD/YY)

**District Name:** Community Consolidated School District 15

**District RCDT No:** 05-016-0150-04

**If your FY15 AFR states that you need to do a deficit reduction plan and your FY16 budget is balanced please state the measures you took to have your budget become balanced. (Bckgrnd-Assumpt 25-26)**

Budget of Community Consolidated School District 15, County of Cook,  
State of Illinois, for the Fiscal Year beginning July 1, 2015 and ending June 30, 2016.

WHEREAS the Board of Education of Community Consolidated School District 15,  
County of Cook, State of Illinois, caused to be prepared in tentative form a budget, and the Secretary  
of this Board has made the same conveniently available to public inspection for at least thirty days prior to final action thereon;

AND WHEREAS a public hearing was held as to such budget on the 12th day of August, 20 15,  
notice of said hearing was given at least thirty days prior thereto as required by law, and all other legal requirements have been complied  
with;








NOW, THEREFORE, Be it resolved by the Board of Education of said district as follows:  
Section 1: That the fiscal year of this school district be and the same hereby is fixed and declared to be

beginning July 1, 2015 and ending June 30, 2016.

Section 2: That the following budget containing an estimate of amounts available in each Fund, separately, and expenditures from  
each be and the same is hereby adopted as the budget of this school district for said fiscal year.

**ADOPTION OF BUDGET**

The budget shall be approved and signed below by members of the School Board. Adopted this 9th  
day of September, 20 15 by a roll call vote of \_\_\_\_\_ Yeas, and \_\_\_\_\_ Nays, to wit:

MEMBERS VOTING YEA:	MEMBERS VOTING NAY:
	
	
	
	
	
	

\* Based on the 23 Illinois Administrative Code-Part 100 and in conformity with Section 17-1 of the School Code.  
(1) A certified copy of this document must be filed with the county clerk within 30 days of adoption as required  
by Section 18-50 of the Property Tax Code (35 ILCS 200/18-50).  
(2) Districts are required to submit the adopted/amended budget electronically to ISBE within 30 days of adoption or by October 30,  
whichever comes first. Budgets are submitted to: <https://sec1.isbe.net/attachmgr/default.aspx> The electronic version does  
not require member signatures.



BUDGET SUMMARY

	A	B	C	D	E	F	G	H	I	J	K	L
1	<i>Begin entering data on EstRev 5-10 and EstExp 11-17 tabs.</i>		(10)	(20)	(30)	(40)	(50)	(60)	(70)	(80)	(90)	
2	Description	Acct #	Educational	Operations & Maintenance	Debt Service	Transportation	Municipal Retirement/ Social Security	Capital Projects	Working Cash	Tort	Fire Prevention & Safety	
3	<b>ESTIMATED BEGINNING FUND BALANCE July 1, 2015 <sup>1</sup></b>		44,761,871	2,756,896	5,082,380	6,010,569	2,473,716	252,143	110,762	803,836	18,704	
4	<b>RECEIPTS/REVENUES</b>											
5	<b>LOCAL SOURCES</b>	1000	96,072,065	13,584,511	4,902,850	4,374,316	5,474,319	400,700	250	1,006,381	50	
6	<b>FLOW-THROUGH RECEIPTS/REVENUES FROM ONE DISTRICT TO ANOTHER DISTRICT</b>	2000	0	0	0	0	0	0	0	0	0	
7	<b>STATE SOURCES</b>	3000	15,440,916	0	0	4,476,638	0	0	0	0	0	
8	<b>FEDERAL SOURCES</b>	4000	9,269,031	0	0	0	0	0	0	0	0	
9	<b>Total Direct Receipts/Revenues <sup>8</sup></b>		120,782,012	13,584,511	4,902,850	8,850,954	5,474,319	400,700	250	1,006,381	50	
10	Receipts/Revenues for "On Behalf" Payments <sup>2</sup>	3998	25,149,893									
11	<b>Total Receipts/Revenues</b>		145,931,905	13,584,511	4,902,850	8,850,954	5,474,319	400,700	250	1,006,381	50	
12	<b>DISBURSEMENTS/EXPENDITURES</b>											
13	<b>INSTRUCTION</b>	1000	87,265,250				2,181,064					
14	<b>SUPPORT SERVICES</b>	2000	33,918,045	11,070,141		9,459,020	3,470,621	3,638,217		1,223,641	0	
15	<b>COMMUNITY SERVICES</b>	3000	393,855	0		0	14,807					
16	<b>PAYMENTS TO OTHER DISTRICTS &amp; GOVT UNITS</b>	4000	237,500	0	0	0	0	0			0	
17	<b>DEBT SERVICES</b>	5000	0	0	4,795,250	0	0			0	0	
18	<b>PROVISION FOR CONTINGENCIES</b>	6000	0	0	0	0	0	0		0	0	
19	<b>Total Direct Disbursements/Expenditures <sup>9</sup></b>		121,814,650	11,070,141	4,795,250	9,459,020	5,666,492	3,638,217		1,223,641	0	
20	Disbursements/Expenditures for "On Behalf" Payments <sup>2</sup>	4180	25,149,893	0	0	0	0	0		0	0	
21	<b>Total Disbursements/Expenditures</b>		146,964,543	11,070,141	4,795,250	9,459,020	5,666,492	3,638,217		1,223,641	0	
22	<b>Excess of Direct Receipts/Revenues Over (Under) Direct Disbursements/Expenditures</b>		(1,032,638)	2,514,370	107,600	(608,066)	(192,173)	(3,237,517)	250	(217,260)	50	
23	<b>OTHER SOURCES/USES OF FUNDS</b>											
24	<b>OTHER SOURCES OF FUNDS (7000)</b>											
25	<b>PERMANENT TRANSFER FROM VARIOUS FUNDS</b>											
26	Abolishment the Working Cash Fund <sup>16</sup>	7110										
27	Abatement of the Working Cash Fund <sup>16</sup>	7110										
28	Transfer of Working Cash Fund Interest	7120										
29	Transfer Among Funds	7130										
30	Transfer of Interest	7140										
31	Transfer from Capital Projects Fund to O&M Fund	7150		0								
32	Transfer of Excess Fire Prev & Safety Tax & Interest <sup>3</sup> Proceeds to O&M Fund	7160		0								
33	Transfer of Excess Accumulated Fire Prev & Safety Bond and Int <sup>3a</sup> Proceeds to Debt Service Fund	7170			0							
34	<b>SALE OF BONDS (7200)</b>											
35	Principal on Bonds Sold <sup>4</sup>	7210										
36	Premium on Bonds Sold	7220										
37	Accrued Interest on Bonds Sold	7230										
38	Sale or Compensation for Fixed Assets <sup>5</sup>	7300										
39	Transfer to Debt Service to Pay Principal on Capital Leases	7400			0							
40	Transfer to Debt Service Fund to Pay Interest on Capital Leases	7500			0							
41	Transfer to Debt Service Fund to Pay Principal on Revenue Bonds	7600			0							
42	Transfer to Debt Service Fund to Pay Interest on Revenue Bonds	7700			0							
43	Transfer to Capital Projects Fund	7800						3,400,000				
44	ISBE Loan Proceeds	7900										
45	Other Sources Not Classified Elsewhere	7990	1,173,063									
46	<b>Total Other Sources of Funds <sup>8</sup></b>		1,173,063	0	0	0	0	3,400,000	0	0	0	

	A	B	C	D	E	F	G	H	I	J	K	L
1	<i>Begin entering data on EstRev 5-10 and EstExp 11-17 tabs.</i>		(10)	(20)	(30)	(40)	(50)	(60)	(70)	(80)	(90)	
2	Description	Acct #	Educational	Operations & Maintenance	Debt Service	Transportation	Municipal Retirement/ Social Security	Capital Projects	Working Cash	Tort	Fire Prevention & Safety	
47	<b>OTHER USES OF FUNDS (8000)</b>											
49	<b>TRANSFER TO VARIOUS OTHER FUNDS (8100)</b>											
50	Abolishment or Abatement of the Working Cash Fund <sup>16</sup>	8110							0			
51	Transfer of Working Cash Fund Interest	8120							0			
52	Transfer Among Funds	8130										
53	Transfer of Interest <sup>6</sup>	8140										
54	Transfer from Capital Projects Fund to O&M Fund	8150										
55	Transfer of Excess Fire Prev & Safety Tax & Interest <sup>3</sup> Proceeds to O&M Fund	8160										
56	Transfer of Excess Accumulated Fire Prev & Safety Bond <sup>3a</sup> and Int Proceeds to Debt Service Fund	8170										
57	Taxes Pledged to Pay Principal on Capital Leases	8410										
58	Grants/Reimbursements Pledged to Pay Principal on Capital Leases	8420										
59	Other Revenues Pledged to Pay Principal on Capital Leases	8430										
60	Fund Balance Transfers Pledged to Pay Principal on Capital Leases	8440										
61	Taxes Pledged to Pay Interest on Capital Leases	8510										
62	Grants/Reimbursements Pledged to Pay Interest on Capital Leases	8520										
63	Other Revenues Pledged to Pay Interest on Capital Leases	8530										
64	Fund Balance Transfers Pledged to Pay Interest on Capital Leases	8540										
65	Taxes Pledged to Pay Principal on Revenue Bonds	8610										
66	Grants/Reimbursements Pledged to Pay Principal on Revenue Bonds	8620										
67	Other Revenues Pledged to Pay Principal on Revenue Bonds	8630										
68	Fund Balance Transfers Pledged to Pay Principal on Revenue Bonds	8640										
69	Taxes Pledged to Pay Interest on Revenue Bonds	8710										
70	Grants/Reimbursements Pledged to Pay Interest on Revenue Bonds	8720										
71	Other Revenues Pledged to Pay Interest on Revenue Bonds	8730										
72	Fund Balance Transfers Pledged to Pay Interest on Revenue Bonds	8740										
73	Taxes Transferred to Pay for Capital Projects	8810										
74	Grants/Reimbursements Pledged to Pay for Capital Projects	8820										
75	Other Revenues Pledged to Pay for Capital Projects	8830										
76	Fund Balance Transfers Pledged to Pay for Capital Projects	8840		3,400,000								
77	Transfer to Debt Service Fund to Pay Principal on ISBE Loans	8910										
78	Other Uses Not Classified Elsewhere	8990										
79	<b>Total Other Uses of Funds <sup>9</sup></b>		0	3,400,000	0	0	0	0	0	0	0	
80	<b>Total Other Sources/Uses of Fund</b>		1,173,063	(3,400,000)	0	0	0	3,400,000	0	0	0	
81	<b>ESTIMATED ENDING FUND BALANCE June 30, 2016</b>		44,902,296	1,871,266	5,189,980	5,402,503	2,281,543	414,626	111,012	586,576	18,754	

SUMMARY OF EXPENDITURES (by Major Object)												
	Description	Acct #	(10)	(20)	(30)	(40)	(50)	(60)	(70)	(80)	(90)	Total By Object
			Educational	Operations & Maintenance	Debt Service	Transportation	Municipal Retirement/ Social Security	Capital Projects	Working Cash	Tort	Fire Prevention & Safety	
86	<b>Object Name</b>											
87	Salaries	100	91,606,621	5,130,727		5,018,749		0		0	0	101,756,097
88	Employee Benefits	200	16,932,073	918,111		1,843,790	5,666,492	0		0	0	25,360,466
89	Purchased Services	300	3,108,545	1,462,565	0	592,884		1,168,288		1,223,641	0	7,555,923
90	Supplies & Materials	400	6,076,159	3,009,879		1,165,904		0		0	0	10,251,942
91	Capital Outlay	500	256,399	461,355		836,163		2,469,929		0	0	4,023,846
92	Other Objects	600	1,349,193	0	4,795,250	0	0	0		0	0	6,144,443
93	Non-Capitalized Equipment	700	2,485,660	87,504		1,530		0		0	0	2,574,694
94	Termination Benefits	800	0	0		0						0
95	<b>Total Expenditures</b>		121,814,650	11,070,141	4,795,250	9,459,020	5,666,492	3,638,217		1,223,641	0	157,667,411

## SUMMARY OF CASH TRANSACTIONS

	A	B	C	D	E	F	G	H	I	J	K
1	Description	Acct #	(10)	(20)	(30)	(40)	(50)	(60)	(70)	(80)	(90)
2			Educational	Operations & Maintenance	Debt Service	Transportation	Municipal Retirement/ Social Security	Capital Projects	Working Cash	Tort	Fire Prevention & Safety
3	<b>BEGINNING CASH BALANCE ON HAND July 1, 2015</b> <sup>7</sup>		51,992,700	2,680,352	5,004,542	4,904,772	2,554,205	907,576	110,762	767,656	18,704
4	<b>Total Direct Receipts &amp; Other Sources</b> <sup>8</sup>		121,955,075	13,584,511	4,902,850	8,850,954	5,474,319	3,800,700	250	1,006,381	50
5	<b>OTHER RECEIPTS</b>										
6	Interfund Loans Payable (Loans from Other Funds)	411									
7	Interfund Loans Receivable (Repayment of Loans)	141									
8	Notes and Warrants Payable	433									
9	Other Current Assets	199									
10	<b>Total Other Receipts</b>		0	0	0	0	0	0	0	0	0
11	<b>Total Direct Receipts, Other Sources, &amp; Other Receipts</b>		121,955,075	13,584,511	4,902,850	8,850,954	5,474,319	3,800,700	250	1,006,381	50
12	<b>Total Amount Available</b>		173,947,775	16,264,863	9,907,392	13,755,726	8,028,524	4,708,276	111,012	1,774,037	18,754
13	<b>Total Direct Disbursements &amp; Other Uses</b> <sup>9</sup>		121,814,650	14,470,141	4,795,250	9,459,020	5,666,492	3,638,217	0	1,223,641	0
14	<b>OTHER DISBURSEMENTS</b>										
15	Interfund Loans Receivable (Loans to Other Funds) <sup>10</sup>	141									
16	Interfund Loans Payable (Repayment of Loans)	411									
17	Notes and Warrants Payable	433									
18	Other Current Liabilities	499									
19	<b>Total Other Disbursements</b>		0	0	0	0	0	0	0	0	0
20	<b>Total Direct Disbursements, Other Uses, &amp; Other Disbursements</b>		121,814,650	14,470,141	4,795,250	9,459,020	5,666,492	3,638,217	0	1,223,641	0
21	<b>ENDING CASH BALANCE ON HAND June 30, 2016</b> <sup>7</sup>		52,133,125	1,794,722	5,112,142	4,296,706	2,362,032	1,070,059	111,012	550,396	18,754

ESTIMATED RECEIPTS/REVENUES

1	A	B	C	D	E	F	G	H	I	J	K
2	Description	Acct #	(10) Educational	(20) Operations & Maintenance	(30) Debt Service	(40) Transportation	(50) Municipal Retirement/ Social Security	(60) Capital Projects	(70) Working Cash	(80) Tort	(90) Fire Prevention & Safety
3	<b>RECEIPTS/REVENUES FROM LOCAL SOURCES</b>										
4	<b>AD VALOREM TAXES LEVIED BY LOCAL EDUCATION AGENCY</b>										
5	Designated Purposes Levies <sup>11</sup>	-	91,248,325	12,433,225	4,885,850	4,156,816	2,295,555			1,005,081	
6	Leasing Purposes Levy <sup>12</sup>	1130									
7	Special Education Purposes Levy	1140	915,120								
8	FICA and Medicare Only Levies	1150					3,046,264				
9	Area Vocational Construction Purposes Levy	1160									
10	Summer School Purposes Levy	1170									
11	Other Tax Levies (Describe & Itemize)	1190									
12	<b>Total Ad Valorem Taxes Levied by District</b>		<b>92,163,445</b>	<b>12,433,225</b>	<b>4,885,850</b>	<b>4,156,816</b>	<b>5,341,819</b>	<b>0</b>	<b>0</b>	<b>1,005,081</b>	<b>0</b>
13	<b>PAYMENTS IN LIEU OF TAXES</b>										
14	Mobile Home Privilege Tax	1210									
15	Payments from Local Housing Authority	1220									
16	Corporate Personal Property Replacement Taxes <sup>13</sup>	1230	802,683	802,683			125,000				
17	Other Payments in Lieu of Taxes (Describe & Itemize)	1290									
18	<b>Total Payments in Lieu of Taxes</b>		<b>802,683</b>	<b>802,683</b>	<b>0</b>	<b>0</b>	<b>125,000</b>	<b>0</b>	<b>0</b>	<b>0</b>	<b>0</b>
19	<b>TUITION</b>										
20	Regular Tuition from Pupils or Parents (In State)	1311									
21	Regular Tuition from Other Districts (In State)	1312									
22	Regular Tuition from Other Sources (In State)	1313									
23	Regular Tuition from Other Sources (Out of State)	1314	38,000								
24	Summer School Tuition from Pupils or Parents (In State)	1321									
25	Summer School Tuition from Other Districts (In State)	1322									
26	Summer School Tuition from Other Sources (In State)	1323									
27	Summer School Tuition from Other Sources (Out of State)	1324									
28	CTE Tuition from Pupils or Parents (In State)	1331									
29	CTE Tuition from Other Districts (In State)	1332									
30	CTE Tuition from Other Sources (In State)	1333									
31	CTE Tuition from Other Sources (Out of State)	1334									
32	Special Education Tuition from Pupils or Parents (In State)	1341									
33	Special Education Tuition from Other Districts (In State)	1342	140,000								
34	Special Education Tuition from Other Sources (In State)	1343									
35	Special Education Tuition from Other Sources (Out of State)	1344									
36	Adult Tuition from Pupils or Parents (In State)	1351									
37	Adult Tuition from Other Districts (In State)	1352									
38	Adult Tuition from Other Sources (In State)	1353									
39	Adult Tuition from Other Sources (Out of State)	1354									
40	<b>Total Tuition</b>		<b>178,000</b>								
41	<b>TRANSPORTATION FEES</b>										
42	Regular Transportation Fees from Pupils or Parents (In State)	1411				125,000					
43	Regular Transportation Fees from Other Districts (In State)	1412									
44	Regular Transportation Fees from Other Sources (In State)	1413				45,000					
45	Regular Transportation Fees from Co-curricular Activities (In State)	1415									
46	Regular Transportation Fees from Other Sources (Out of State)	1416				5,000					
47	Summer School Transportation Fees from Pupils or Parents (In State)	1421									
48	Summer School Transportation Fees from Other Districts (In State)	1422									
49	Summer School Transportation Fees from Other Sources (In State)	1423									
50	Summer School Transportation Fees from Other Sources (Out of State)	1424									
51	CTE Transportation Fees from Pupils or Parents (In State)	1431									
52	CTE Transportation Fees from Other Districts (In State)	1432									
53	CTE Transportation Fees from Other Sources (In State)	1433									
54	CTE Transportation Fees from Other Sources (Out of State)	1434									
55	Special Education Transportation Fees from Pupils or Parents (In State)	1441									

ESTIMATED RECEIPTS/REVENUES

	A	B	C	D	E	F	G	H	I	J	K
1			(10)	(20)	(30)	(40)	(50)	(60)	(70)	(80)	(90)
2	Description	Acct #	Educational	Operations & Maintenance	Debt Service	Transportation	Municipal Retirement/ Social Security	Capital Projects	Working Cash	Tort	Fire Prevention & Safety
56	Special Education Transportation Fees from Other Districts (In State)	1442									
57	Special Education Transportation Fees from Other Sources (In State)	1443									
58	Special Education Transportation Fees from Other Sources (Out of State)	1444									
59	Adult Transportation Fees from Pupils or Parents (In State)	1451									
60	Adult Transportation Fees from Other Districts (In State)	1452									
61	Adult Transportation Fees from Other Sources (In State)	1453									
62	Adult Transportation Fees from Other Sources (Out of State)	1454									
63	<b>Total Transportation Fees</b>					175,000					
64	<b>EARNINGS ON INVESTMENTS</b>										
65	Interest on Investments	1510	125,000	22,500	17,000	17,500	7,500	100	250	1,300	50
66	Gain or Loss on Sale of Investments	1520									
67	<b>Total Earnings on Investments</b>		125,000	22,500	17,000	17,500	7,500	100	250	1,300	50
68	<b>FOOD SERVICE</b>										
69	Sales to Pupils - Lunch	1611	790,000								
70	Sales to Pupils - Breakfast	1612	17,750								
71	Sales to Pupils - A la Carte	1613	315,000								
72	Sales to Pupils - Other (Describe & Itemize)	1614									
73	Sales to Adults	1620	10,000								
74	Other Food Service (Describe & Itemize)	1690	22,000								
75	<b>Total Food Service</b>		1,154,750								
76	<b>DISTRICT/SCHOOL ACTIVITY INCOME</b>										
77	Admissions - Athletic	1711	75,000								
78	Admissions - Other	1719	500								
79	Fees	1720									
80	Book Store Sales	1730									
81	Other District/School Activity Revenue (Describe & Itemize)	1790									
82	<b>Total District/School Activity Income</b>		75,500	0							
83	<b>TEXTBOOK Income</b>										
84	Rentals - Regular Textbooks	1811	740,000								
85	Rentals - Summer School Textbooks	1812									
86	Rentals - Adult/Continuing Education Textbooks	1813									
87	Rentals - Other (Describe)	1819									
88	Sales - Regular Textbooks	1821									
89	Sales - Summer School Textbooks	1822									
90	Sales - Adult/Continuing Education Textbooks	1823									
91	Sales - Other (Describe & Itemize)	1829									
92	Other (Describe & Itemize)	1890									
93	<b>Total Textbooks</b>		740,000								
94	<b>OTHER REVENUE FROM LOCAL SOURCES</b>										
95	Rentals	1910	10,187	85,000							
96	Contributions and Donations from Private Sources	1920									
97	Impact Fees from Municipal or County Governments	1930		1,103				75,000			
98	Services Provided Other Districts	1940									
99	Refund of Prior Years' Expenditures	1950	5,000								
100	Payments of Surplus Moneys from TIF Districts	1960						325,600			
101	Drivers' Education Fees	1970									
102	Proceeds from Vendors' Contracts	1980	613,000	150,000	0	0	0	0	0	0	0
103	School Facility Occupation Tax Proceeds	1983									
104	Payment from Other Districts	1991									
105	Sale of Vocational Projects	1992									
106	Other Local Fees (Describe & Itemize)	1993	29,500								
107	Other Local Revenues (Describe & Itemize)	1999	175,000	90,000		25,000					
108	<b>Total Other Revenue from Local Sources</b>		832,687	326,103	0	25,000	0	400,600	0	0	0
109	<b>Total Receipts/Revenues from Local Sources</b>	<b>1000</b>	96,072,065	13,584,511	4,902,850	4,374,316	5,474,319	400,700	250	1,006,381	50

ESTIMATED RECEIPTS/REVENUES

1	A	B	C	D	E	F	G	H	I	J	K
2	Description	Acct #	(10) Educational	(20) Operations & Maintenance	(30) Debt Service	(40) Transportation	(50) Municipal Retirement/ Social Security	(60) Capital Projects	(70) Working Cash	(80) Tort	(90) Fire Prevention & Safety
110	<b>FLOW-THROUGH RECEIPTS/REVENUES FROM ONE DISTRICT TO ANOTHER DISTRICT</b>										
111	Flow-Through Revenue from State Sources	2100									
112	Flow-Through Revenue from Federal Sources	2200									
113	Other Flow-Through Revenue (Describe & Itemize)	2300									
114	<b>Total Flow-Through Receipts/Revenues From One District to Another District</b>	<b>2000</b>	<b>0</b>	<b>0</b>		<b>0</b>	<b>0</b>				
115	<b>RECEIPTS/REVENUES FROM STATE SOURCES</b>										
116	<b>UNRESTRICTED GRANTS-IN-AID</b>										
117	General State Aid (Section 18-8.05)	3001	9,645,274								
118	General State Aid Hold Harmless/Supplemental	3002									
119	Reorganization Incentives (Accounts 3005-3021)	3005									
120	Other Unrestricted Grants-In-Aid From State Sources (Describe & Itemize)	3099									
121	<b>Total Unrestricted Grants-In-Aid</b>		<b>9,645,274</b>	<b>0</b>	<b>0</b>	<b>0</b>	<b>0</b>	<b>0</b>		<b>0</b>	<b>0</b>
122	<b>RESTRICTED GRANTS-IN-AID</b>										
123	<b>SPECIAL EDUCATION</b>										
124	Special Education - Private Facility Tuition	3100	413,427								
125	Special Education - Funding for Children Requiring Sp Ed Services	3105	1,594,893								
126	Special Education - Personnel	3110	2,591,698								
127	Special Education - Orphanage - Individual	3120	209,289								
128	Special Education - Orphanage - Summer Individual	3130	14,225								
129	Special Education - Summer School	3145	13,088								
130	Special Education - Other (Describe & Itemize)	3199									
131	<b>Total Special Education</b>		<b>4,836,620</b>	<b>0</b>		<b>0</b>					
132	<b>CAREER AND TECHNICAL EDUCATION (CTE)</b>										
133	CTE - Technical Education - Tech Prep	3200									
134	CTE - Secondary Program Improvement (CTEI)	3220									
135	CTE - WECEP	3225									
136	CTE - Agriculture Education	3235									
137	CTE - Instructor Practicum	3240									
138	CTE - Student Organizations	3270									
139	CTE - Other (Describe & Itemize)	3299									
140	<b>Total Career and Technical Education</b>		<b>0</b>	<b>0</b>			<b>0</b>				
141	<b>BILINGUAL EDUCATION</b>										
142	Bilingual Education - Downstate - TPI and TBE	3305	913,892								
143	Bilingual Education - Downstate - Transitional Bilingual Education	3310									
144	<b>Total Bilingual Education</b>		<b>913,892</b>				<b>0</b>				
145	State Free Lunch & Breakfast	3360	25,000								
146	School Breakfast Initiative	3365									
147	Driver Education	3370									
148	Adult Education (from ICCB)	3410									
149	Adult Education - Other (Describe & Itemize)	3499									
150	<b>TRANSPORTATION</b>										
151	Transportation - Regular and Vocational	3500				2,080,714					
152	Transportation - Special Education	3510				2,395,924					
153	Transportation - Other (Describe & Itemize)	3599									
154	<b>Total Transportation</b>		<b>0</b>	<b>0</b>		<b>4,476,638</b>	<b>0</b>				
155	Learning Improvement - Change Grants	3610									
156	Scientific Literacy	3660									
157	Truant Alternative/Optional Education	3695									
158	Early Childhood - Block Grant	3705									
159	Reading Improvement Block Grant	3715									
160	Reading Improvement Block Grant - Reading Recovery	3720									
161	Continued Reading Improvement Block Grant	3725									
162	Continued Reading Improvement Block Grant (2% Set Aside)	3726									



ESTIMATED RECEIPTS/REVENUES

1	A	B	C	D	E	F	G	H	I	J	K	
2	Description	Acct #	(10) Educational	(20) Operations & Maintenance	(30) Debt Service	(40) Transportation	(50) Municipal Retirement/ Social Security	(60) Capital Projects	(70) Working Cash	(80) Tort	(90) Fire Prevention & Safety	
163	Chicago General Education Block Grant	3766										
164	Chicago Educational Services Block Grant	3767										
165	School Safety & Educational Improvement Block Grant	3775										
166	Technology - Technology for Success	3780										
167	State Charter Schools	3815										
168	Extended Learning Opportunities - Summer Bridges	3825										
169	Infrastructure Improvements - Planning/Construction	3920										
170	School Infrastructure - Maintenance Projects	3925										
171	Other Restricted Revenue from State Sources (Describe & Itemize)	3999	20,130									
172	<b>Total Restricted Grants-In-Aid</b>		5,795,642	0	0	4,476,638	0	0	0	0	0	
173	<b>Total Receipts/Revenues from State Sources</b>	3000	15,440,916	0	0	4,476,638	0	0	0	0	0	
174	<b>RECEIPTS/REVENUES FROM FEDERAL SOURCES</b>											
175	<b>UNRESTRICTED GRANTS-IN-AID RECEIVED DIRECTLY FROM FEDERAL GOVT.</b>											
176	Federal Impact Aid	4001										
177	Other Unrestricted Grants-In-Aid Received Directly from the Federal Govt. (Describe & Itemize)	4009										
178	<b>Total Unrestricted Grants-In-Aid Received Directly from Fed Govt</b>		0	0	0	0	0	0	0	0	0	
179	<b>RESTRICTED GRANTS-IN-AID RECEIVED DIRECTLY FROM FEDERAL GOVT</b>											
180	Head Start	4045										
181	Construction (Impact Aid)	4050										
182	MAGNET	4060										
183	Other Restricted Grants-In-Aid Received Directly from Federal Govt. (Describe & Itemize)	4090										
184	<b>Total Restricted Grants-In-Aid Received Directly from Federal Govt.</b>		0	0		0	0	0			0	
185	<b>RESTRICTED GRANTS-IN-AID RECEIVED FROM FEDERAL GOVT. THRU THE STATE</b>											
186	<b>TITLE VI</b>											
187	Title VI - Innovation and Flexibility Formula	4100										
188	Title VI - SEA Projects	4105										
189	Title VI - Rural Education Initiative (REI)	4107										
190	Title VI - Other (Describe & Itemize)	4199										
191	<b>Total Title VI</b>		0	0		0	0					
192	<b>FOOD SERVICE</b>											
193	Breakfast Start-Up Expansion	4200										
194	National School Lunch Program	4210	2,200,000									
195	Special Milk Program	4215	1,100									
196	School Breakfast Program	4220	400,000									
197	Summer Food Service Admin/Program	4225	15,000									
198	Child and Adult Care Food Program	4226										
199	Fresh Fruit and Vegetables	4240										
200	Food Service - Other (Describe & Itemize)	4299										
201	<b>Total Food Service</b>		2,616,100				0					
202	<b>TITLE I</b>											
203	Title I - Low Income	4300	2,115,347									
204	Title I - Low Income - Neglected, Private	4305										
205	Title I - Comprehensive School Reform	4332										
206	Title I - Reading First	4334										
207	Title I - Even Start	4335										
208	Title I - Reading First SEA Funds	4337										
209	Title I - Migrant Education	4340										
210	Title I - Other (Describe & Itemize)	4399										
211	<b>Total Title I</b>		2,115,347	0		0	0					

ESTIMATED RECEIPTS/REVENUES

1	A	B	C	D	E	F	G	H	I	J	K
2	Description	Acct #	(10) Educational	(20) Operations & Maintenance	(30) Debt Service	(40) Transportation	(50) Municipal Retirement/ Social Security	(60) Capital Projects	(70) Working Cash	(80) Tort	(90) Fire Prevention & Safety
212	<b>TITLE IV</b>										
213	Title IV - Safe & Drug Free Schools - Formula	4400									
214	Title IV - 21st Century Comm Learning Centers	4421									
215	Title IV - Other (Describe & Itemize)	4499									
216	<b>Total Title IV</b>		0	0		0	0				
217	<b>FEDERAL - SPECIAL EDUCATION</b>										
218	Federal Special Education - Preschool Flow-Through	4600	109,743								
219	Federal Special Education - Preschool Discretionary	4605									
220	Federal Special Education - IDEA Flow Through	4620	2,790,993								
221	Federal Special Education - IDEA Room & Board	4625									
222	Federal Special Education - IDEA Discretionary	4630									
223	Federal Special Education - IDEA - Other (Describe & Itemize)	4699									
224	<b>Total Federal Special Education</b>		2,900,736	0		0	0				
225	<b>CTE - PERKINS</b>										
226	CTE - Perkins-Title III Tech Prep	4770									
227	CTE - Other (Describe & Itemize)	4799									
228	<b>Total CTE - Perkins</b>		0	0			0				
229	Federal - Adult Education	4810									
230	ARRA - General State Aid - Education Stabilization	4850									
231	ARRA - Title I - Low Income	4851									
232	ARRA - Title I - Neglected, Private	4852									
233	ARRA - Title I - Delinquent, Private	4853									
234	ARRA - Title I - School Improvement (Part A)	4854									
235	ARRA - Title I - School Improvement (Section 1003g)	4855									
236	ARRA - IDEA - Part B - Preschool	4856									
237	ARRA - IDEA - Part B - Flow-Through	4857									
238	ARRA - Title IID - Technology - Formula	4860									
239	ARRA - Title IID - Technology - Competitive	4861									
240	ARRA - McKinney - Vento Homeless Education	4862									
241	ARRA - Child Nutrition Equipment Assistance	4863									
242	Impact Aid Formula Grants	4864									
243	Impact Aid Competitive Grants	4865									
244	Qualified Zone Academy Bond Tax Credits	4866									
245	Qualified School Construction Bond Credits	4867									
246	Build America Bond Tax Credits	4868									
247	Build America Bond Interest Reimbursement	4869									
248	ARRA - General State Aid - Other Government Services Stabilization	4870									
249	Other ARRA Funds - II	4871									
250	Other ARRA Funds - III	4872									
251	Other ARRA Funds - IV	4873									
252	Other ARRA Funds - V	4874									
253	ARRA - Early Childhood	4875									
254	Other ARRA Funds - VII	4876									
255	Other ARRA Funds - VIII	4877									
256	Other ARRA Funds - IX	4878									
257	Other ARRA Funds - X	4879									
258	Other ARRA Funds - Ed Job Fund Program	4880									
259	<b>Total Stimulus Programs</b>		0	0	0	0	0	0		0	0
260	Race to the Top Program	4901									
261	Race to the Top - Preschool Expansion Grant	4902									
262	Advanced Placement Fee/International Baccalaureate	4904									
263	Title III - Immigrant Education Program (IEP)	4905	23,250								
264	Title III - Language Inst Program - Limited English (LIPLEP)	4909	354,750								
265	Learn & Serve America	4910									
266	McKinney Education for Homeless Children	4920									
267	Title II - Eisenhower - Professional Development Formula	4930									

ESTIMATED RECEIPTS/REVENUES

1	A	B	C	D	E	F	G	H	I	J	K
2	Description	Acct #	(10) Educational	(20) Operations & Maintenance	(30) Debt Service	(40) Transportation	(50) Municipal Retirement/ Social Security	(60) Capital Projects	(70) Working Cash	(80) Tort	(90) Fire Prevention & Safety
268	Title II - Teacher Quality	4932	258,848								
269	Federal Charter Schools	4960									
270	Medicaid Matching Funds - Administrative Outreach	4991	250,000								
271	Medicaid Matching Funds - Fee-For-Service Program	4992	750,000								
272	Other Restricted Grants Received from Federal Government through State (Describe & Itemize)	4999									
273	<b>Total Restricted Grants-In-Aid Received from Federal Govt. Thru the State</b>		9,269,031	0	0	0	0	0		0	0
274	<b>TOTAL RECEIPTS/REVENUES FROM FEDERAL SOURCES</b>	<b>4000</b>	9,269,031	0	0	0	0	0	0	0	0
275	<b>TOTAL DIRECT RECEIPTS/REVENUES</b>		120,782,012	13,584,511	4,902,850	8,850,954	5,474,319	400,700	250	1,006,381	50

1	A	B	C	D	E	F	G	H	I	J	K
2	Description	Funct #	(100) Salaries	(200) Employee Benefits	(300) Purchased Services	(400) Supplies & Materials	(500) Capital Outlay	(600) Other Objects	(700) Non-Capitalized Equipment	(800) Termination Benefits	(900) Total
3	<b>10 - EDUCATIONAL FUND (ED)</b>										
4	<b>INSTRUCTION (ED)</b>										
5	Regular Programs	1100	44,814,707	7,575,665	53,126	2,656,601	0	10,993	141,987	0	55,253,079
6	Tuition Payment to Charter Schools	1115									0
7	Pre-K Programs	1125									0
8	Special Education Programs (Functions 1200 - 1220)	1200	11,996,342	2,958,154	180,545	105,636		1,317,418	31,977		16,590,072
9	Special Education Programs Pre-K	1225	973,102	176,407							1,149,509
10	Remedial and Supplemental Programs K-12	1250	927,058	468,137		45,153					1,440,348
11	Remedial and Supplemental Programs Pre-K	1275									0
12	Adult/Continuing Education Programs	1300									0
13	CTE Programs	1400									0
14	Interscholastic Programs	1500	680,811	8,787	16,259	34,170		1,900			741,927
15	Summer School Programs	1600	170,010	1,207		3,832					175,049
16	Gifted Programs	1650	1,143,787	179,545		5,535					1,328,867
17	Driver's Education Programs	1700									0
18	Bilingual Programs	1800	8,342,709	1,616,741	84,350	542,599					10,586,399
19	Truant Alternative & Optional Programs	1900	0	0	0	0	0	0	0	0	0
20	Pre-K Programs - Private Tuition	1910									0
21	Regular K-12 Programs Private Tuition	1911									0
22	Special Education Programs K-12 Private Tuition	1912									0
23	Special Education Programs Pre-K Tuition	1913									0
24	Remedial/Supplemental Programs K-12 Private Tuition	1914									0
25	Remedial/Supplemental Programs Pre-K Private Tuition	1915									0
26	Adult/Continuing Education Programs Private Tuition	1916									0
27	CTE Programs Private Tuition	1917									0
28	Interscholastic Programs Private Tuition	1918									0
29	Summer School Programs Private Tuition	1919									0
30	Gifted Programs Private Tuition	1920									0
31	Bilingual Programs Private Tuition	1921									0
32	Truants Alternative/Opt Ed Programs Private Tuition	1922									0
33	<b>Total Instruction<sup>14</sup></b>	<b>1000</b>	<b>69,048,526</b>	<b>12,984,643</b>	<b>334,280</b>	<b>3,393,526</b>	<b>0</b>	<b>1,330,311</b>	<b>173,964</b>	<b>0</b>	<b>87,265,250</b>
34	<b>SUPPORT SERVICES (ED)</b>										
35	<b>Support Services - Pupil</b>										
36	Attendance & Social Work Services	2110	2,344,511	369,637	713	3,831					2,718,692
37	Guidance Services	2120	283,060	32,328							315,388
38	Health Services	2130	1,519,586	265,238	336,787	30,484		13,525			2,165,620
39	Psychological Services	2140	1,202,281	194,765	1,475	5,000		540			1,404,061
40	Speech Pathology & Audiology Services	2150	2,209,387	307,779	66,170	9,500		23,687			2,616,523
41	Other Support Services - Pupils (Describe & Itemize)	2190									0
42	<b>Total Support Services - Pupil</b>	<b>2100</b>	<b>7,558,825</b>	<b>1,169,747</b>	<b>405,145</b>	<b>48,815</b>	<b>0</b>	<b>0</b>	<b>37,752</b>	<b>0</b>	<b>9,220,284</b>
43	<b>Support Services - Instructional Staff</b>										
44	Improvement of Instruction Services	2210	1,037,554	273,202	317,179	146,352		1,600	6,415		1,782,302
45	Educational Media Services	2220	2,862,740	396,461	625,565	296,837			2,208,153		6,389,756
46	Assessment & Testing	2230	154,000	10,302	114,808	62,250					341,360
47	<b>Total Support Services - Instructional Staff</b>	<b>2200</b>	<b>4,054,294</b>	<b>679,965</b>	<b>1,057,552</b>	<b>505,439</b>	<b>0</b>	<b>1,600</b>	<b>2,214,568</b>	<b>0</b>	<b>8,513,418</b>
48	<b>Support Services - General Administration</b>										
49	Board of Education Services	2310	514,231	70,821	292,135	7,662		4,500	4,000		893,349
50	Executive Administration Services	2320	829,149	116,591	20,588	55,358		4,682	2,000		1,028,368
51	Special Area Administration Services	2330	634,884	105,623							740,507
52	Tort Immunity Services	2360 - 2370									0
53	<b>Total Support Services - General Administration</b>	<b>2300</b>	<b>1,978,264</b>	<b>293,035</b>	<b>312,723</b>	<b>63,020</b>	<b>0</b>	<b>9,182</b>	<b>6,000</b>	<b>0</b>	<b>2,662,224</b>
54	<b>Support Services - School Administration</b>										
55	Office of the Principal Services	2410	5,572,184	966,532	120,761	14,475			500		6,674,452
56	Other Support Services - School Administration (Describe & Itemize)	2490									0

## ESTIMATED DISBURSEMENTS/EXPENDITURES

	A	B	C	D	E	F	G	H	I	J	K
1			(100)	(200)	(300)	(400)	(500)	(600)	(700)	(800)	(900)
2	Description	Funct #	Salaries	Employee Benefits	Purchased Services	Supplies & Materials	Capital Outlay	Other Objects	Non-Capitalized Equipment	Termination Benefits	Total
57	<b>Total Support Services - School Administration</b>	<b>2400</b>	5,572,184	966,532	120,761	14,475	0	0	500	0	6,674,452

1	A	B	C	D	E	F	G	H	I	J	K
2	Description	Funct #	(100) Salaries	(200) Employee Benefits	(300) Purchased Services	(400) Supplies & Materials	(500) Capital Outlay	(600) Other Objects	(700) Non-Capitalized Equipment	(800) Termination Benefits	(900) Total
58	<b>Support Services - Business</b>										
59	Direction of Business Support Services	2510									0
60	Fiscal Services	2520	751,758	115,976	66,364	101,440	40,000	2,000	2,000		1,079,538
61	Operation & Maintenance of Plant Services	2540									0
62	Pupil Transportation Services	2550	40,000								40,000
63	Food Services	2560	1,054,919	479,477	42,974	1,708,100	100,000	1,000	27,000		3,413,470
64	Internal Services	2570	276,665	61,743	198,476	64,969	116,399		5,930		724,182
65	<b>Total Support Services - Business</b>	<b>2500</b>	<b>2,123,342</b>	<b>657,196</b>	<b>307,814</b>	<b>1,874,509</b>	<b>256,399</b>	<b>3,000</b>	<b>34,930</b>	<b>0</b>	<b>5,257,190</b>
66	<b>Support Services - Central</b>										
67	Direction of Central Support Services	2610									0
68	Planning, Research, Development & Evaluation Services	2620	5,000		9,390						14,390
69	Information Services	2630	128,954	16,682	54,684	4,750		1,020	2,500		208,590
70	Staff Services	2640	663,673	99,808	78,670	21,071		4,080	15,446		882,748
71	Data Processing Services	2660	263,519	37,122	50,568	133,040					484,249
72	<b>Total Support Services - Central</b>	<b>2600</b>	<b>1,061,146</b>	<b>153,612</b>	<b>193,312</b>	<b>158,861</b>	<b>0</b>	<b>5,100</b>	<b>17,946</b>	<b>0</b>	<b>1,589,977</b>
73	<b>Other Support Services (Describe &amp; Itemize)</b>	<b>2900</b>			500						500
74	<b>Total Support Services</b>	<b>2000</b>	<b>22,348,055</b>	<b>3,920,087</b>	<b>2,397,807</b>	<b>2,665,119</b>	<b>256,399</b>	<b>18,882</b>	<b>2,311,696</b>	<b>0</b>	<b>33,918,045</b>
75	<b>COMMUNITY SERVICES (ED)</b>	<b>3000</b>	<b>210,040</b>	<b>27,343</b>	<b>138,958</b>	<b>17,514</b>					<b>393,855</b>
76	<b>PAYMENTS TO OTHER DISTRICTS &amp; GOVT UNITS (ED)</b>										
77	<b>Payments to Other Govt Units (In-State)</b>										
78	Payments for Regular Programs	4110									0
79	Payments for Special Education Programs	4120									0
80	Payments for Adult/Continuing Education Programs	4130									0
81	Payments for CTE Programs	4140									0
82	Payments for Community College Programs	4170									0
83	Other Payments to In-State Govt Units (Describe & Itemize)	4190									0
84	<b>Total Payments to Districts and Other Govt Units (In-State)</b>	<b>4100</b>			0			0			0
85	Payments for Regular Programs - Tuition	4210									0
86	Payments for Special Education Programs - Tuition	4220									0
87	Payments for Adult/Continuing Education Programs - Tuition	4230									0
88	Payments for CTE Programs - Tuition	4240									0
89	Payments for Community College Programs - Tuition	4270									0
90	Payments for Other Programs - Tuition	4280									0
91	Other Payments to In-State Govt Units (Describe & Itemize)	4290									0
92	<b>Total Payments to Other Dist &amp; Govt Units - Tuition (In State)</b>	<b>4200</b>						0			0
93	Payments for Regular Programs - Transfers	4310									0
94	Payments for Special Education Programs - Transfers	4320									0
95	Payments for Adult/Continuing Ed Programs - Transfers	4330									0
96	Payments for CTE Programs - Transfers	4340									0
97	Payments for Community College Program - Transfers	4370									0
98	Payments for Other Programs - Transfers	4380									0
99	Other Payments to In-State Govt Units - Transfers (Describe & Itemize)	4390			237,500						237,500
100	<b>Total Payments to Other District &amp; Govt Units - Transfers (In State)</b>	<b>4300</b>			237,500			0			237,500
101	Payments to Other District & Govt Units (Out of State)	4400									0
102	<b>Total Payments to Other District &amp; Govt Units</b>	<b>4000</b>			237,500			0			237,500
103	<b>DEBT SERVICE (ED)</b>										
104	<b>Debt Service - Interest on Short-Term Debt</b>										
105	Tax Anticipation Warrants	5110									0
106	Tax Anticipation Notes	5120									0
107	Corporate Personal Property Repl Tax Anticipated Notes	5130									0
108	State Aid Anticipation Certificates	5140									0
109	Other Interest on Short-Term Debt (Describe & Itemize)	5150									0
110	<b>Total Debt Service - Interest on Short-Term Debt</b>	<b>5100</b>						0			0

	A	B	C	D	E	F	G	H	I	J	K
			(100)	(200)	(300)	(400)	(500)	(600)	(700)	(800)	(900)
2	Description	Funct #	Salaries	Employee Benefits	Purchased Services	Supplies & Materials	Capital Outlay	Other Objects	Non-Capitalized Equipment	Termination Benefits	Total
111	Debt Service - Interest on Long-Term Debt	5200									0
112	<b>Total Debt Service</b>	<b>5000</b>						0			0
113	<b>PROVISION FOR CONTINGENCIES (ED)</b>	<b>6000</b>									0
114	<b>Total Direct Disbursements/Expenditures</b>		91,606,621	16,932,073	3,108,545	6,076,159	256,399	1,349,193	2,485,660	0	121,814,650
115	Excess (Deficiency) of Receipts/Revenues Over Disbursements/Expenditures										(1,032,638)
116											
117	<b>20 - OPERATIONS AND MAINTENANCE FUND (O&amp;M)</b>										
118	<b>SUPPORT SERVICES (O&amp;M)</b>										
119	Support Services - Pupil										
120	Other Support Services - Pupils (Describe & Itemize)	2190									0
121	Support Services - Business										
122	Direction of Business Support Services	2510									0
123	Facilities Acquisition & Construction Services	2530			1,995						1,995
124	Operation & Maintenance of Plant Services	2540	5,130,727	918,111	1,460,570	3,009,879	461,355		87,504		11,068,146
125	Pupil Transportation Services	2550									0
126	Food Services	2560									0
127	<b>Total Support Services - Business</b>	<b>2500</b>	<b>5,130,727</b>	<b>918,111</b>	<b>1,462,565</b>	<b>3,009,879</b>	<b>461,355</b>	<b>0</b>	<b>87,504</b>	<b>0</b>	<b>11,070,141</b>
128	Other Support Services (Describe & Itemize)	2900									0
129	<b>Total Support Services</b>	<b>2000</b>	<b>5,130,727</b>	<b>918,111</b>	<b>1,462,565</b>	<b>3,009,879</b>	<b>461,355</b>	<b>0</b>	<b>87,504</b>	<b>0</b>	<b>11,070,141</b>
130	<b>COMMUNITY SERVICES (O&amp;M)</b>										
131	<b>PAYMENTS TO OTHER DISTRICTS &amp; GOVT UNITS (O&amp;M)</b>										
132	Payments to Other Govt Units (In-State)										
133	Payments for Special Education Programs	4120									0
134	Payments for CTE Program	4140									0
135	Other Payments to In-State Govt Units (Describe & Itemize)	4190									0
136	<b>Total Payments to Other Govt Units (In-State)</b>	<b>4100</b>									<b>0</b>
137	Payments to Other Govt Units (Out of State) <sup>14</sup>	4400									0
138	<b>Total Payments to Other District and Govt Unit</b>	<b>4000</b>									<b>0</b>
139	<b>DEBT SERVICE (O&amp;M)</b>										
140	Debt Service - Interest on Short-Term Debt										
141	Tax Anticipation Warrants	5110									0
142	Tax Anticipation Notes	5120									0
143	Corporate Personal Prop Repl Tax Anticipated Notes	5130									0
144	State Aid Anticipation Certificates	5140									0
145	Other Interest on Short-Term Debt (Describe & Itemize)	5150									0
146	<b>Total Debt Service - Interest on Short-Term Debt</b>	<b>5100</b>									<b>0</b>
147	Debt Service - Interest on Long-Term Debt	5200									0
148	<b>Total Debt Service</b>	<b>5000</b>									<b>0</b>
149	<b>PROVISION FOR CONTINGENCIES (O&amp;M)</b>	<b>6000</b>									<b>0</b>
150	<b>Total Direct Disbursements/Expenditures</b>		5,130,727	918,111	1,462,565	3,009,879	461,355	0	87,504	0	11,070,141
151	Excess (Deficiency) of Receipts/Revenues Over Disbursements/Expenditures										2,514,370
152											
153	<b>30 - DEBT SERVICE FUND (DS)</b>										
154	<b>PAYMENTS TO OTHER DISTRICTS &amp; GOVT UNITS (DS)</b>	<b>4000</b>						0			0
155	<b>DEBT SERVICE (DS)</b>										
156	Debt Service - Interest on Short-Term Debt										
157	Tax Anticipation Warrants	5110									0
158	Tax Anticipation Notes	5120									0
159	Corporate Personal Prop Repl Tax Anticipation Notes	5130									0
160	State Aid Anticipation Certificates	5140									0
161	Other Interest on Short-Term Debt (Describe & Itemize)	5150									0
162	<b>Total Debt Service - Interest On Short-Term Debt</b>	<b>5100</b>						0			<b>0</b>

1	A	B	C	D	E	F	G	H	I	J	K
2	Description	Funct #	(100) Salaries	(200) Employee Benefits	(300) Purchased Services	(400) Supplies & Materials	(500) Capital Outlay	(600) Other Objects	(700) Non-Capitalized Equipment	(800) Termination Benefits	(900) Total
163	Debt Service - Interest on Long-Term Debt	5200						300,250			300,250
164	Debt Service - Payments of Principal on Long-Term Debt <sup>15</sup> (Lease/Purchase Principal Retired)	5300						4,495,000			4,495,000
165	Debt Service Other (Describe & Itemize)	5400									0
166	<b>Total Debt Service</b>	<b>5000</b>			0			4,795,250			4,795,250
167	<b>PROVISION FOR CONTINGENCIES (DS)</b>	<b>6000</b>									0
168	<b>Total Direct Disbursements/Expenditures</b>				0			4,795,250			4,795,250
169	Excess (Deficiency) of Receipts/Revenues Over Disbursements/Expenditures										107,600
171	<b>40 - TRANSPORTATION FUND (TR)</b>										
172	<b>SUPPORT SERVICES (TR)</b>										
173	<b>Support Services - Pupils</b>										
174	Other Support Services - Pupils (Describe & Itemize)	2190									0
175	<b>Support Services - Business</b>										
176	Pupil Transportation Services	2550	5,018,749	1,843,790	592,884	1,165,904	836,163		1,530		9,459,020
177	Other Support Services (Describe & Itemize)	2900									0
178	<b>Total Support Services</b>	<b>2000</b>	<b>5,018,749</b>	<b>1,843,790</b>	<b>592,884</b>	<b>1,165,904</b>	<b>836,163</b>	<b>0</b>	<b>1,530</b>	<b>0</b>	<b>9,459,020</b>
179	<b>COMMUNITY SERVICES (TR)</b>										
180	<b>PAYMENTS TO OTHER DISTRICTS &amp; GOVT UNITS (TR)</b>										
181	<b>Payments to Other Govt Units (In-State)</b>										
182	Payments for Regular Program	4110									0
183	Payments for Special Education Programs	4120									0
184	Payments for Adult/Continuing Education Programs	4130									0
185	Payments for CTE Programs	4140									0
186	Payments for Community College Programs	4170									0
187	Other Payments to In-State Govt Units (Describe & Itemize)	4190									0
188	<b>Total Payments to Other Govt Units (In-State)</b>	<b>4100</b>			0			0			0
189	Payments to Other Govt Units (Out-of-State) (Describe & Itemize)	4400									0
190	<b>Total Payments to Other Districts &amp; Govt Units</b>	<b>4000</b>			0			0			0
191	<b>DEBT SERVICE (TR)</b>										
192	<b>Debt Service - Interest on Short-Term Debt</b>										
193	Tax Anticipation Warrants	5110									0
194	Tax Anticipation Notes	5120									0
195	Corporate Personal Prop Repl Tax Anticipation Notes	5130									0
196	State Aid Anticipation Certificates	5140									0
197	Other Interest on Short-Term Debt (Describe and Itemize)	5150									0
198	<b>Total Debt Service - Interest On Short-Term Debt</b>	<b>5100</b>						0			0
199	<b>Debt Service - Interest on Long-Term Debt</b>										
200	Debt Service - Payments of Principal on Long-Term Debt <sup>15</sup> (Lease/Purchase Principal Retired)	5300									0
201	Debt Service - Other (Describe and Itemize)	5400									0
202	<b>Total Debt Service</b>	<b>5000</b>						0			0
203	<b>PROVISION FOR CONTINGENCIES (TR)</b>	<b>6000</b>									0
204	<b>Total Direct Disbursements/Expenditures</b>		<b>5,018,749</b>	<b>1,843,790</b>	<b>592,884</b>	<b>1,165,904</b>	<b>836,163</b>	<b>0</b>	<b>1,530</b>	<b>0</b>	<b>9,459,020</b>
205	Excess (Deficiency) of Receipts/Revenues Over Disbursements/Expenditures										(608,066)
206											
207	<b>50 - MUNICIPAL RETIREMENT/SOC SEC FUND (MR/SS)</b>										
208	<b>INSTRUCTION (MR/SS)</b>										
209	Regular Program	1100		1,089,812							1,089,812
210	Pre-K Programs	1125									0
211	Special Education Programs (Functions 1200-1220)	1200		762,993							762,993
212	Special Education Programs Pre-K	1225		14,110							14,110
213	Remedial and Supplemental Programs K-12	1250		23,845							23,845
214	Remedial and Supplemental Programs Pre-K	1275									0



1	A	B	C	D	E	F	G	H	I	J	K
2	Description	Funct #	(100) Salaries	(200) Employee Benefits	(300) Purchased Services	(400) Supplies & Materials	(500) Capital Outlay	(600) Other Objects	(700) Non-Capitalized Equipment	(800) Termination Benefits	(900) Total
215	Adult/Continuing Education Programs	1300									0
216	CTE Programs	1400									0
217	Interscholastic Programs	1500		12,583							12,583
218	Summer School Programs	1600		17,216							17,216
219	Gifted Programs	1650		16,585							16,585
220	Driver's Education Programs	1700									0
221	Bilingual Programs	1800		243,920							243,920
222	Truant Alternative & Optional Programs	1900									0
223	<b>Total Instruction</b>	<b>1000</b>		<b>2,181,064</b>							<b>2,181,064</b>
224	<b>SUPPORT SERVICES (MR/SS)</b>										
225	<b>Support Services - Pupil</b>										
226	Attendance & Social Work Services	2110		42,107							42,107
227	Guidance Services	2120		7,416							7,416
228	Health Services	2130		288,759							288,759
229	Psychological Services	2140		19,293							19,293
230	Speech Pathology & Audiology Services	2150		32,036							32,036
231	Other Support Services - Pupils (Describe & Itemize)	2190									0
232	<b>Total Support Services - Pupil</b>	<b>2100</b>		<b>389,611</b>							<b>389,611</b>
233	<b>Support Services - Instructional Staff</b>										
234	Improvement of Instruction Services	2210		21,936							21,936
235	Educational Media Services	2220		173,158							173,158
236	Assessment & Testing	2230		1,819							1,819
237	<b>Total Support Services - Instructional Staff</b>	<b>2200</b>		<b>196,913</b>							<b>196,913</b>
238	<b>Support Services - General Administration</b>										
239	Board of Education Services	2310		32,689							32,689
240	Executive Administration Services	2320		69,058							69,058
241	Special Area Administrative Services	2330		19,859							19,859
242	Claims Paid from Self Insurance Fund	2361									0
243	Workers' Compensation or Workers' Occupation Disease Acts Payments	2362									0
244	Unemployment Insurance Payments	2363									0
245	Insurance Payments (regular or self-insurance)	2364									0
246	Risk Management and Claims Services Payments	2365									0
247	Judgment and Settlements	2366									0
248	Educational, Inspectional, Supervisory Services Related to Loss Prevention or Reduction	2367									0
249	Reciprocal Insurance Payments	2368									0
250	Legal Service	2369									0
251	<b>Total Support Services - General Administration</b>	<b>2300</b>		<b>121,606</b>							<b>121,606</b>
252	<b>Support Services - School Administration</b>										
253	Office of the Principal Services	2410		297,389							297,389
254	Other Support Services - School Administration (Describe & Itemize)	2490									0
255	<b>Total Support Services - School Administration</b>	<b>2400</b>		<b>297,389</b>							<b>297,389</b>
256	<b>Support Services - Business</b>										
257	Direction of Business Support Services	2510									0
258	Fiscal Services	2520		89,189							89,189
259	Facilities Acquisition & Construction Services	2530									0
260	Operation & Maintenance of Plant Service	2540		980,266							980,266
261	Pupil Transportation Services	2550		988,552							988,552
262	Food Services	2560		203,912							203,912
263	Internal Services	2570		53,499							53,499
264	<b>Total Support Services - Business</b>	<b>2500</b>		<b>2,315,418</b>							<b>2,315,418</b>

1	A	B	C	D	E	F	G	H	I	J	K
2	Description	Funct #	(100) Salaries	(200) Employee Benefits	(300) Purchased Services	(400) Supplies & Materials	(500) Capital Outlay	(600) Other Objects	(700) Non-Capitalized Equipment	(800) Termination Benefits	(900) Total
265	<b>Support Services - Central</b>										
266	Direction of Central Support Services	2610									0
267	Planning, Research, Development & Evaluation Services	2620		73							73
268	Information Services	2630		33,531							33,531
269	Staff Services	2640		65,142							65,142
270	Data Processing Services	2660		50,938							50,938
271	<b>Total Support Services - Central</b>	<b>2600</b>		<b>149,684</b>							<b>149,684</b>
272	<b>Other Support Services (Describe &amp; Itemize)</b>	<b>2900</b>									0
273	<b>Total Support Services</b>	<b>2000</b>		<b>3,470,621</b>							<b>3,470,621</b>
274	<b>COMMUNITY SERVICES (MR/SS)</b>	<b>3000</b>		14,807							14,807
275	<b>PAYMENTS TO OTHER DISTRICTS &amp; GOVT UNITS (MR/SS)</b>										
276	Payments for Special Education Programs	4120									0
277	Payments for CTE Programs	4140									0
278	<b>Total Payments to Other Districts &amp; Govt Units</b>	<b>4000</b>		<b>0</b>							<b>0</b>
279	<b>DEBT SERVICE (MR/SS)</b>										
280	<b>Debt Service - Interest on Short-Term Debt</b>										
281	Tax Anticipation Warrants	5110									0
282	Tax Anticipation Notes	5120									0
283	Corporate Personal Prop Repl Tax Anticipation Notes	5130									0
284	State Aid Anticipation Certificates	5140									0
285	Other (Describe & Itemize)	5150									0
286	<b>Total Debt Service</b>	<b>5000</b>						0			0
287	<b>PROVISION FOR CONTINGENCIES (MR/SS)</b>	<b>6000</b>									0
288	<b>Total Direct Disbursements/Expenditures</b>			5,666,492				0			5,666,492
289	<b>Excess (Deficiency) of Receipts/Revenues Over Disbursements/Expenditures</b>										<b>(192,173)</b>
290											
291	<b>60 - CAPITAL PROJECTS (CP)</b>										
292	<b>SUPPORT SERVICES (CP)</b>										
293	<b>Support Services - Business</b>										
294	Facilities Acquisition & Construction Services	2530			1,168,288		2,469,929				3,638,217
295	Other Support Services (Describe & Itemize)	2900									0
296	<b>Total Support Services</b>	<b>2000</b>	0	0	1,168,288	0	2,469,929	0	0		3,638,217
297	<b>PAYMENTS TO OTHER DISTRICTS &amp; GOVT UNITS (CP)</b>										
298	<b>Payments to Other Govt Units (In-State)</b>										
299	Payments to Other Govt Units (In-State)	4100									0
300	Payment for Special Education Programs	4120									0
301	Payment for CTE Programs	4140									0
302	Other Payments to In-State Governmental Units (Describe & Itemize)	4190									0
303	<b>Total Payments to Other Districts &amp; Govt Units</b>	<b>4000</b>			0			0			0
304	<b>PROVISION FOR CONTINGENCIES (CP)</b>	<b>6000</b>									0
305	<b>Total Direct Disbursements/Expenditures</b>		0	0	1,168,288	0	2,469,929	0	0		3,638,217
306	<b>Excess (Deficiency) of Receipts/Revenues Over Disbursements/Expenditures</b>										<b>(3,237,517)</b>
307											
308	<b>70 WORKING CASH FUND (WC)</b>										
309											
310	<b>80 - TORT FUND (TF)</b>										
311	<b>SUPPORT SERVICES - GENERAL ADMINISTRATION</b>										
312	Claims Paid from Self Insurance Fund	2361									0
313	Workers' Compensation or Workers' Occupational Disease Act Payments	2362			600,000						600,000
314	Unemployment Insurance Payments	2363			75,000						75,000
315	Insurance Payments (regular or self-insurance)	2364			543,641						543,641
316	Risk Management and Claims Services Payments	2365			5,000						5,000
317	Judgment and Settlements	2366									0

1	A	B	C	D	E	F	G	H	I	J	K
2	Description	Func #	(100) Salaries	(200) Employee Benefits	(300) Purchased Services	(400) Supplies & Materials	(500) Capital Outlay	(600) Other Objects	(700) Non-Capitalized Equipment	(800) Termination Benefits	(900) Total
318	Educational, Inspectional, Supervisory Services Related to Loss Prevention or Reduction	2367									0
319	Reciprocal Insurance Payments	2368									0
320	Legal Service	2369									0
321	Property Insurance (Building & Grounds)	2371									0
322	Vehicle Insurance (Transportation)	2372									0
323	<b>Total Support Services - General Administration</b>	<b>2000</b>	0	0	1,223,641	0	0	0	0		1,223,641
324	<b>DEBT SERVICE (TF)</b>										
325	<b>Debt Service - Interest on Short-Term Debt</b>										
326	Tax Anticipation Warrants	5110									0
327	Corporate Personal Property Replacement Tax Anticipation Notes	5130									0
328	Other Interest or Short-Term Debt (Describe & Itemize)	5150									0
329	<b>Total Debt Service</b>	<b>5000</b>						0			0
330	<b>PROVISION FOR CONTINGENCIES (TF)</b>	<b>6000</b>									0
331	<b>Total Direct Disbursements/Expenditures</b>		0	0	1,223,641	0	0	0	0		1,223,641
332	<b>Excess (Deficiency) of Receipts/Revenues Over Disbursements/Expenditures</b>										(217,260)
333											
334	<b>90 - FIRE PREVENTION &amp; SAFETY FUND (FP&amp;S)</b>										
335	<b>SUPPORT SERVICES (FP&amp;S)</b>										
336	<b>Support Services - Business</b>										
337	Facilities Acquisition & Construction Services	2530									0
338	Operation & Maintenance of Plant Service	2540									0
339	<b>Total Support Services - Business</b>	<b>2500</b>	0	0	0	0	0	0	0		0
340	Other Support Services (Describe & Itemize)	2900									0
341	<b>Total Support Services</b>	<b>2000</b>	0	0	0	0	0	0	0		0
342	<b>PAYMENTS TO OTHER DISTRICTS &amp; GOVT UNITS (FP&amp;S)</b>										
343	Other Payments to In-State Govt Units (Describe & Itemize)	4190									0
344	<b>Total Payments to Other Districts &amp; Govt Units (FPS)</b>	<b>4000</b>						0			0
345	<b>DEBT SERVICE (FP&amp;S)</b>										
346	<b>Debt Service - Interest on Short-Term Debt</b>										
347	Tax Anticipation Warrants	5110									0
348	Other Interest on Short-Term Debt (Describe & Itemize)	5150									0
349	<b>Total Debt Service - Interest on Short-Term Debt</b>	<b>5100</b>						0			0
350	<b>Debt Service - Interest on Long-Term Debt</b>	<b>5200</b>									0
351	<b>Debt Service - Payments of Principal on Long-Term Debt<sup>15</sup> (Lease/Purchase Principal Retired)</b>	<b>5300</b>									0
352	<b>Total Debt Service</b>	<b>5000</b>						0			0
353	<b>PROVISIONS FOR CONTINGENCIES (FP&amp;S)</b>	<b>6000</b>									0
354	<b>Total Direct Disbursements/Expenditures</b>		0	0	0	0	0	0	0		0
355	<b>Excess (Deficiency) of Receipts/Revenues Over Disbursements/Expenditures</b>										50

---

---

**This page is provided for detailed itemizations as requested within the body of the Report.**

---

---

- 1.
- 2.
- 3.
- 4.

	A	B	C	D	E	F
1						
2	<b>Community Consolidated School District 15</b>		<b>05-016-0150-04</b>			
3	<b>DEFICIT BUDGET SUMMARY INFORMATION - Operating Funds Only</b>					
4		<b>EDUCATIONAL</b>	<b>OPERATIONS &amp; MAINTENANCE</b>	<b>TRANSPORTATION</b>	<b>WORKING CASH</b>	<b>TOTAL</b>
5	<b>Direct Revenues</b>	120,782,012	13,584,511	8,850,954	250	<b>143,217,727</b>
6	<b>Direct Expenditures</b>	121,814,650	11,070,141	9,459,020		<b>142,343,811</b>
7	<b>Difference</b>	(1,032,638)	2,514,370	(608,066)	250	<b>873,916</b>
8	<b>Estimated Fund Balance - June 30, 2016</b>	44,902,296	1,871,266	5,402,503	111,012	<b>52,287,077</b>
9	<b>Balanced budget, no deficit reduction plan is required.</b>					
10						
11						
12	<p>A deficit reduction plan is required if the local board of education adopts (or amends) the 2015-16 school district budget in which the "operating funds" listed above result in direct revenues (line 9) being less than direct expenditures (line 19) by an amount equal to or greater than one-third (1/3) of the ending fund balance (line 81).</p>					
13	<p><b>Note:</b> The balance is determined using only the four funds listed above. That is, if the estimated ending fund balance is less than three times the deficit spending, the district must adopt and file with ISBE a deficit reduction plan to balance the shortfall within three years.</p>					
14	<p>The School Code, Section 17-1 (105 ILCS 5/17-1) - If the 2014-2015 Annual Financial Report (AFR) reflects a deficit as defined above (page 36), then the school district shall adopt and submit a deficit reduction plan (found here on page 20-24) to ISBE within 30 days after acceptance of the AFR.</p>					
15	<p>The deficit reduction plan, if required, is developed using ISBE guidelines and format.</p>					

**ILLINOIS STATE BOARD OF EDUCATION  
SCHOOL BUSINESS SERVICES DIVISION**

	A	B	C	D	E	F	G
1	<b>Community Consolidated School District 15</b> <i>05-016-0150-04</i> <i>District Number</i>		<b>DEFICIT REDUCTION PLAN</b>				
2			<b>ESTIMATED BUDGET</b>				
3			<b>FY2015-16</b>				
4							
5							
6			Educational Fund	Operations & Maintenance Fund	Transportation Fund	Working Cash Fund	Total
7	ESTIMATED BEGINNING FUND BALANCE (must equal prior Ending Fund Balance)		44,761,871	2,756,896	6,010,569	110,762	53,640,098
8	<b>RECEIPTS/REVENUES</b>	Acct No.					
9	<b>LOCAL SOURCES</b>	1000	96,072,065	13,584,511	4,374,316	250	114,031,142
10	<b>FLOW-THROUGH RECEIPTS/REVENUES FROM ONE DISTRICT TO ANOTHER DISTRICT</b>	2000	0	0	0		0
11	<b>STATE SOURCES</b>	3000	15,440,916	0	4,476,638	0	19,917,554
12	<b>FEDERAL SOURCES</b>	4000	9,269,031	0	0	0	9,269,031
13	<b>Total Receipts/Revenues</b>		120,782,012	13,584,511	8,850,954	250	143,217,727
14	<b>DISBURSEMENTS/EXPENDITURES</b>	Funct No.					
15	<b>INSTRUCTION</b>	1000	87,265,250				87,265,250
16	<b>SUPPORT SERVICES</b>	2000	33,918,045	11,070,141	9,459,020		54,447,206
17	<b>COMMUNITY SERVICES</b>	3000	393,855	0	0		393,855
18	<b>PAYMENTS TO OTHER DISTRICTS &amp; GOVT. UNITS</b>	4000	237,500	0	0		237,500
19	<b>DEBT SERVICES</b>	5000	0	0	0		0
20	<b>PROVISION FOR CONTINGENCIES</b>	6000	0	0	0		0
21	<b>Total Disbursements/Expenditures</b>		121,814,650	11,070,141	9,459,020		142,343,811
22	<b>Excess of Receipts/Revenue Over/(Under) Disbursements/Expenditures</b>		(1,032,638)	2,514,370	(608,066)	250	873,916
23	<b>OTHER SOURCES/USES OF FUNDS</b>						
24	<b>OTHER SOURCES OF FUNDS (7000)</b>		1,173,063	0	0	0	1,173,063
25	<b>OTHER USES OF FUNDS (8000)</b>		0	3,400,000	0	0	3,400,000
26	<b>TOTAL OTHER SOURCES/USES OF FUNDS</b>		1,173,063	(3,400,000)	0	0	(2,226,937)
27	<b>ESTIMATED ENDING FUND BALANCE</b>		44,902,296	1,871,266	5,402,503	111,012	52,287,077

ILLINOIS STATE BOARD OF EDUCATION  
SCHOOL BUSINESS SERVICES DIVISION

	A	B	H	I	J	K	L
1	<b>Community Consolidated School District 15</b> 05-016-0150-04 <i>District Number</i>		<b>ESTIMATED BUDGET</b>				
2			<b>FY2016-17</b>				
3							
4							
5							
6			Educational Fund	Operations & Maintenance Fund	Transportation Fund	Working Cash Fund	Total
7	ESTIMATED BEGINNING FUND BALANCE (must equal prior Ending Fund Balance)		44,902,296	1,871,266	5,402,503	111,012	52,287,077
8	<b>RECEIPTS/REVENUES</b>	Acct No.					
9	<b>LOCAL SOURCES</b>	1000					0
10	<b>FLOW-THROUGH RECEIPTS/REVENUES FROM ONE DISTRICT TO ANOTHER DISTRICT</b>	2000					0
11	<b>STATE SOURCES</b>	3000					0
12	<b>FEDERAL SOURCES</b>	4000					0
13	<b>Total Receipts/Revenues</b>		0	0	0	0	0
14	<b>DISBURSEMENTS/EXPENDITURES</b>	Funct No.					
15	<b>INSTRUCTION</b>	1000					0
16	<b>SUPPORT SERVICES</b>	2000					0
17	<b>COMMUNITY SERVICES</b>	3000					0
18	<b>PAYMENTS TO OTHER DISTRICTS &amp; GOVT. UNITS</b>	4000					0
19	<b>DEBT SERVICES</b>	5000					0
20	<b>PROVISION FOR CONTINGENCIES</b>	6000					0
21	<b>Total Disbursements/Expenditures</b>		0	0	0		0
22	Excess of Receipts/Revenue Over/(Under) Disbursements/Expenditures		0	0	0	0	0
23	<b>OTHER SOURCES/USES OF FUNDS</b>						
24	<b>OTHER SOURCES OF FUNDS (7000)</b>						0
25	<b>OTHER USES OF FUNDS (8000)</b>						0
26	<b>TOTAL OTHER SOURCES/USES OF FUNDS</b>		0	0	0	0	0
27	<b>ESTIMATED ENDING FUND BALANCE</b>		44,902,296	1,871,266	5,402,503	111,012	52,287,077

ILLINOIS STATE BOARD OF EDUCATION  
SCHOOL BUSINESS SERVICES DIVISION

	A	B	M	N	O	P	Q
1	<b>Community Consolidated School District 15</b> 05-016-0150-04 <i>District Number</i>		<b>ESTIMATED BUDGET FY2017-18</b>				
2							
3							
4							
5							
6			Educational Fund	Operations & Maintenance Fund	Transportation Fund	Working Cash Fund	Total
7	ESTIMATED BEGINNING FUND BALANCE (must equal prior Ending Fund Balance)		44,902,296	1,871,266	5,402,503	111,012	52,287,077
8	RECEIPTS/REVENUES	Acct No.					
9	LOCAL SOURCES	1000					0
10	FLOW-THROUGH RECEIPTS/REVENUES FROM ONE DISTRICT TO ANOTHER DISTRICT	2000					0
11	STATE SOURCES	3000					0
12	FEDERAL SOURCES	4000					0
13	Total Receipts/Revenues		0	0	0	0	0
14	DISBURSEMENTS/EXPENDITURES	Funct No.					
15	INSTRUCTION	1000					0
16	SUPPORT SERVICES	2000					0
17	COMMUNITY SERVICES	3000					0
18	PAYMENTS TO OTHER DISTRICTS & GOVT. UNITS	4000					0
19	DEBT SERVICES	5000					0
20	PROVISION FOR CONTINGENCIES	6000					0
21	Total Disbursements/Expenditures		0	0	0		0
22	Excess of Receipts/Revenue Over/(Under) Disbursements/Expenditures		0	0	0	0	0
23	OTHER SOURCES/USES OF FUNDS						
24	OTHER SOURCES OF FUNDS (7000)						0
25	OTHER USES OF FUNDS (8000)						0
26	TOTAL OTHER SOURCES/USES OF FUNDS		0	0	0	0	0
27	ESTIMATED ENDING FUND BALANCE		44,902,296	1,871,266	5,402,503	111,012	52,287,077



ILLINOIS STATE BOARD OF EDUCATION  
SCHOOL BUSINESS SERVICES DIVISION

	A	B	R	S	T	U	V
1	<b>Community Consolidated School District 15</b> 05-016-0150-04 <i>District Number</i>		<b>ESTIMATED BUDGET FY2018-19</b>				
2							
3							
4							
5							
6			Educational Fund	Operations & Maintenance Fund	Transportation Fund	Working Cash Fund	Total
7	ESTIMATED BEGINNING FUND BALANCE (must equal prior Ending Fund Balance)		44,902,296	1,871,266	5,402,503	111,012	52,287,077
8	RECEIPTS/REVENUES	Acct No.					
9	LOCAL SOURCES	1000					0
10	FLOW-THROUGH RECEIPTS/REVENUES FROM ONE DISTRICT TO ANOTHER DISTRICT	2000					0
11	STATE SOURCES	3000					0
12	FEDERAL SOURCES	4000					0
13	Total Receipts/Revenues		0	0	0	0	0
14	DISBURSEMENTS/EXPENDITURES	Funct No.					
15	INSTRUCTION	1000					0
16	SUPPORT SERVICES	2000					0
17	COMMUNITY SERVICES	3000					0
18	PAYMENTS TO OTHER DISTRICTS & GOVT. UNITS	4000					0
19	DEBT SERVICES	5000					0
20	PROVISION FOR CONTINGENCIES	6000					0
21	Total Disbursements/Expenditures		0	0	0		0
22	Excess of Receipts/Revenue Over/(Under) Disbursements/Expenditures		0	0	0	0	0
23	OTHER SOURCES/USES OF FUNDS						
24	OTHER SOURCES OF FUNDS (7000)						0
25	OTHER USES OF FUNDS (8000)						0
26	TOTAL OTHER SOURCES/USES OF FUNDS		0	0	0	0	0
27	ESTIMATED ENDING FUND BALANCE		44,902,296	1,871,266	5,402,503	111,012	52,287,077

**ILLINOIS STATE BOARD OF EDUCATION  
SCHOOL BUSINESS SERVICES DIVISION**

	A	B	W	X	Y	Z
1	<b>Community Consolidated School District 15</b> 05-016-0150-04 <i>District Number</i>		<b>SUMMARY</b> <b>BUDGET ADDENDUM - DEFICIT REDUCTION PLAN</b> <b>ESTIMATED BUDGET</b> Date of Adoption: _____ (Enter as MM/DD/YY)			
2						
3						
4						
5						
6			FY2015-16	FY2016-17	FY2017-18	FY2018-19
7	ESTIMATED BEGINNING FUND BALANCE (must equal prior Ending Fund Balance)		53,640,098	52,287,077	52,287,077	52,287,077
8	<b>RECEIPTS/REVENUES</b>	Acct No.				
9	LOCAL SOURCES	1000	114,031,142	0	0	0
10	FLOW-THROUGH RECEIPTS/REVENUES FROM ONE DISTRICT TO ANOTHER DISTRICT	2000	0	0	0	0
11	STATE SOURCES	3000	19,917,554	0	0	0
12	FEDERAL SOURCES	4000	9,269,031	0	0	0
13	<b>Total Receipts/Revenues</b>		143,217,727	0	0	0
14	<b>DISBURSEMENTS/EXPENDITURES</b>	Funct No.				
15	INSTRUCTION	1000	87,265,250	0	0	0
16	SUPPORT SERVICES	2000	54,447,206	0	0	0
17	COMMUNITY SERVICES	3000	393,855	0	0	0
18	PAYMENTS TO OTHER DISTRICTS & GOVT. UNITS	4000	237,500	0	0	0
19	DEBT SERVICES	5000	0	0	0	0
20	PROVISION FOR CONTINGENCIES	6000	0	0	0	0
21	<b>Total Disbursements/Expenditures</b>		142,343,811	0	0	0
22	Excess of Receipts/Revenue Over/(Under) Disbursements/Expenditures		873,916	0	0	0
23	<b>OTHER SOURCES/USES OF FUNDS</b>					
24	OTHER SOURCES OF FUNDS (7000)		1,173,063	0	0	0
25	OTHER USES OF FUNDS (8000)		3,400,000	0	0	0
26	<b>TOTAL OTHER SOURCES/USES OF FUNDS</b>		(2,226,937)	0	0	0
27	<b>ESTIMATED ENDING FUND BALANCE</b>		52,287,077	52,287,077	52,287,077	52,287,077

**Deficit Reduction Plan-Background/Assumptions**  
**Fiscal Year 2016 through Fiscal Year 2019**

---

---

**Community Consolidated School District 15**      **05-016-0150-04**

---

*Please complete the following schedule and include a brief description to identify any areas of the budget that will be impacted from one year to the next. If the deficit reduction plan relies upon new local revenues, identify contingencies for further budget reductions which will be enacted in the event those new revenues are not available. For additional information, please see:*

<http://www.isbe.net/sfms/budget/default.htm>

---

**1. Background and Narrative of Budget Reductions:**

**2. Assumptions Used in the Deficit Reduction Plan:**

- **Foundation Levels for General State Aid:**

- **Equal Assessed Valuation and Tax Rates:**

- **Employee Salaries and Benefits:**

**- Short and Long Term Borrowing:**

**- Educational Impact:**

**- Other Assumptions:**

**- Has the district considered shared services or outsourcing (Ex: Transportation, Insurance) If yes please explain:**

## ESTIMATED LIMITATION OF ADMINISTRATIVE COSTS

*(For Local Use Only)*

***This is an estimated Limitation of Administrative Costs Worksheet only and will not be accepted for Official Submission of the Limitation of Administrative Costs Worksheet .***

*The worksheet is intended for use during the budgeting process to estimate the district's percent increase of FY2016 budgeted expenditures over FY2015 actual expenditures. Budget information is copied to this page. Insert the prior year estimated actual expenditures to compute the estimated percentage increase (decrease).*

*The official Limitation of Administrative Costs Worksheet is attached to the end of the Annual Financial Report (ISBE Form 50-35) and may be submitted in conjunction with that report.*

*An official Limitation of Administrative Costs Worksheet can also be found on the ISBE website at:*

[Limitation of Administrative Costs](#)

<b>ESTIMATED LIMITATION OF ADMINISTRATIVE COSTS WORKSHEET</b> (Section 17-1.5 of the School Code)
--

School District Name: Community Consolidated School District 15  
 RCDT Number: 05-016-0150-04

Description	Funct. No.	Estimated Actual Expenditures, Fiscal Year 2015			Budgeted Expenditures, Fiscal Year 2016		
		(10) Educational	(20) Operations & Maintenance	Total	(10) Educational	(20) Operations & Maintenance	Total
1. Executive Administration Services	2320	1,022,447		1,022,447	1,028,368		1,028,368
2. Special Area Administration Services	2330	731,811		731,811	740,507		740,507
3. Other Support Services - School Administration	2490			0	0		0
4. Direction of Business Support Services	2510			0	0	0	0
5. Internal Services	2570	729,752		729,752	724,182		724,182
6. Direction of Central Support Services	2610			0	0		0
7. Deduct - Early Retirement or other pension obligations required by state law and include above				0			0
<b>8. Totals</b>		2,484,010	0	2,484,010	2,493,057	0	2,493,057
<b>9. Estimated Percent Increase (Decrease) for FY2016 (Budgeted) over FY2015 (Actual)</b>							0%

## REPORTING OF PUBLIC VENDOR CONTRACTS OF \$1,000 OR MORE

### **Community Consolidated School District 15 05-016-0150-04**

In accordance with the School Code, Section 10-20.21, all **school districts** are required to file a report listing 'vendor contracts' as an attachment to their budget. In this context, the term "vendor contracts" refers to "all contracts and agreements that pertain to goods and services that were intended to generate additional revenue and other remunerations for the **school district** in excess of \$1,000, including without limitation vending machine contracts, sports and other attire, class rings, and photographic services. **The report is to list information regarding such contracts for the fiscal year immediately preceding the fiscal year of the budget.** All such contracts executed on or after July 1, 2007 must be approved by the school board.

[See: School Code, Section 10-20.21 - Contracts](#)

*(Sheet is unprotected and can be re-formatted as needed, but must be used for submission)*

<b>Name of Vendor</b>	<b>Product or Service Provided</b>	<b>Net Revenue</b>	<b>Non-Monetary Remuneration</b>	<b>Purpose of Proceeds</b>	<b>Distribution Method and Recipient of Non-Monetary Remunerations Distributed</b>
Interstate Studio	Pictures	2,064		Money for Students Activities	Support all Student Activities
Life Touch Pictures	Pictures	1,500		Money for Student Activities	Graduation & End of Year Activities
Jostens	Yearbooks	1,000		Money for Student Activities	Graduation & End of Year Activities
Color Portraits	Pictures	1,951		Money for Student Activities	Student Assistance, PBIS, Technology
Scholastic	Book Fair	1,863		Money for Student Activities	Books for the Library
Scholastic	Book Fair	5,308		Money for Student Activities	Books for the Library
Scholastic	Book Fair	2,005	4671.41	School LRC	Books and Media for the Library
Target	Monteary Rebate	2,069		Money for Student Activities	Support School Based Needs
Interstate Studio	Pictures	1,201		Money for Student Activities	Support all Student Activities
Yankee Candle	Candles	1,617		Money for Student Activities	Graduation & End of Year Activities
Interstate Studio	Pictures	1,537		Money for Student Activities	Support School Based Needs
Great American Opportunities	Magazines	5,067		Money for Student Activities	Support all Student Needs


## Reference Description

---

- <sup>1</sup> Each fund balance should correspond to the fund balance reflected on the books as of June 30th - Balance Sheet Accounts #720 and #730 (audit figures, if available).
- <sup>2</sup> Accounting and Financial Reporting for Certain Grants and Other Financial Assistance. The "On-Behalf" Payments should only be reflected on this page (Budget Summary, Lines 10 and 20).
- <sup>3</sup> Requires the secretary of the school board to notify the county clerk (within 30 days of the transfer approval) to abate an equal amount of taxes to be next extended. See Sec. 10-22.14 & 17-2.11.
- <sup>3a</sup> Requires notification to the county clerk to abate an equal amount from taxes next extended. See section 10-22.14
- <sup>4</sup> Principal on Bonds Sold:
  - (1) Funding Bonds are to be entered in the fund or funds in which the liability occurs.
  - (2) Refunding Bonds can be entered in the Debt Services Fund only.
  - (3) Building Bonds can be entered in the Capital Projects Fund only.
  - (4) Fire Prevention and Safety Bonds can be entered in the Fire Prevention & Safety Fund only.
- <sup>5</sup> The proceeds from the sale of school sites, buildings, or other real estate shall be used first to pay the principal and interest on any outstanding bonds on the property being sold, and after all such bonds have been retired, the remaining proceeds from the sale next shall be used by the school board to meet any urgent district needs as determined under Sections 2-3.12 and 17-2.11 of the School Code. Once these issues have been addressed, any remaining proceeds may be used for any other authorized purpose and for deposit into any district fund.
- <sup>6</sup> The School Code, Section 10-22.44 prohibits the transfer of interest earned on the investment of "any funds for purposes of Illinois Municipal Retirement under the Pension Code." This prohibition does not include funds for Social Security and Medicare-only purposes. For additional requirements on interest earnings, see 23 Illinois Administrative Code, Part 100, Section 100.50.
- <sup>7</sup> Cash plus investments must be greater than or equal to zero.
- <sup>8</sup> For cash basis budgets, this total will equal the Budget Summary - Total Direct Receipts/Revenues (Line 9) plus Total Other Sources of Funds (Line 46).
- <sup>9</sup> For cash basis budgets, this total will equal the Budget Summary - Total Direct Disbursements/Expenditures (Line 19) plus Total Other Uses of Funds (Line 79).
- <sup>10</sup> Working Cash Fund loans may be made to any district fund for which taxes are levied (Section 20-5 of the School Code).
- <sup>11</sup> Include revenue accounts 1110 through 1115, 1117,1118 & 1120.
- <sup>12</sup> The School Code Section 17-2.2c. Tax for leasing educational facilities or computer technology or both, and for temporary relocation expense purposes.
- <sup>13</sup> Corporate personal property replacement tax revenue must be first applied to the Municipal Retirement/Social Security Fund to replace tax revenue lost due to the abolition of the corporate personal property tax (30 ILCS 115/12). This provision does not apply to taxes levied for Medicare-Only purposes.
- <sup>14</sup> Only tuition payments made to private facilities. See Functions 4200 or 4400 for estimated public facility disbursements/expenditures.
- <sup>15</sup> Payment towards the retirement of lease/purchase agreements or bonded/other indebtedness (principal only) otherwise reported within the fund - e.g.: alternate revenue bonds. (Describe & Itemize)
- <sup>16</sup> Only abolishment of Working Cash Fund must transfer its funds directly to the Educational Fund upon adoption of a resolution and at the close of the current school Year (see 105 ILCS 5/20-8 for further explanation)  
Only abatement of working cash fund can transfer its funds to any fund in most need of money (see 105 ILCS 5/20-10 for further explanation)